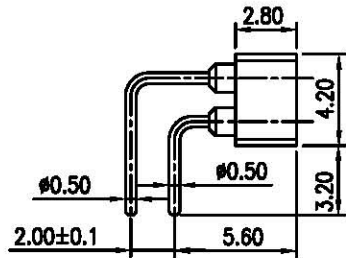
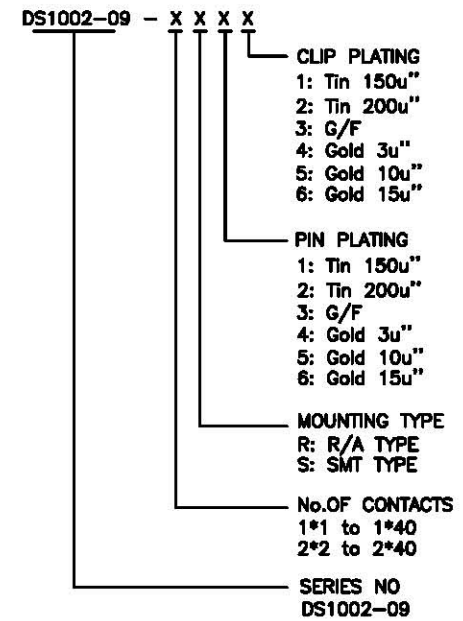


REV.	DESCRIPTION	DRAWN	CHECKED	APPROVED
A	NEW RELEASE	LL 07/03/06'		

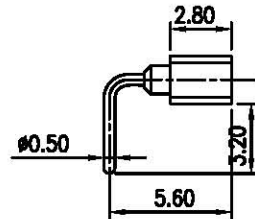
NOTES:

1. ELECTRICAL:
 - 1.1 Current rating:3Amps/contact max.
 - 1.2 Contact resistance: $\leq 20\text{m}\Omega/\text{contact}$.
 - 1.3 Insulation resistance: $>1000\text{M}\Omega$ at $V=100\text{V}$.
 - 1.4 Operating voltage:60V AC/DC.
2. MECHANICAL:
 - 2.1 Average insertion force with steel pin of $\phi 0.43$: $<250\text{g}$.
 - 2.2 Average withdrawal force with steel pin of $\phi 0.43\text{mm}$: $>15\text{g}$.
 - 2.3 Mechanical life cycle:min 200.
 - 2.4 Operating temperatures:Gold plated: -55°C to $+105^{\circ}\text{C}$.
Tin plated: -40°C to $+105^{\circ}\text{C}$.

3. PRODUCT NUMBER CODE:

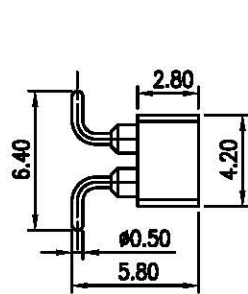
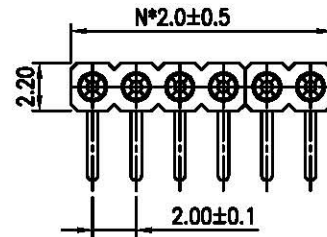


DUAL ROWS

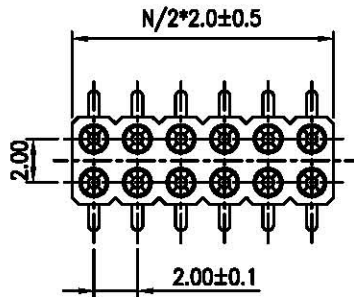


SINGLE ROW

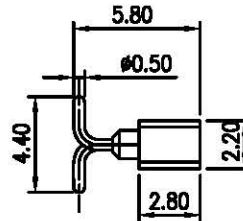
R/A TYPE



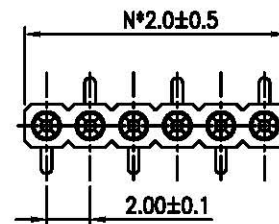
DUAL ROWS



SMT TYPE



SINGLE ROW



GENERAL TOLERANCE		ANGLE TOLERANCE	
X.	± 0.60	X.	$\pm 5'$
.X	± 0.38	.X	$\pm 3'$
.XX	± 0.25	.XX	$\pm 2'$

DRAWING TYPE		CUSTOMER	
SCALE	1:1	SHEET	10F1
DRAWING NO.	C-DS1002-09-XXXX		

PROJECTION	TITLE
UNITS	mm
SHEET SIZE	A4
SERIES	DS1002-09 SERIES

广东中南电子电器有限公司

www.zn-cn.com